



Market Data

For CPA.UN as of December 31, 2009

Closing price	\$15.48
Outstanding shares	54.2M
Market capitalization	\$838M
YTD average daily units traded	91.5K

TSX Symbols

CPA.UN	Units
CZP.PR.A	Series 1 Cumulative Redeemable Preferred Shares
CZP.PR.B	Series 2, Cumulative Rate Reset Preferred Shares

Partnership's Objective

Capital Power Income L.P.'s objective is to provide stable cash distributions to unitholders over the long term by generating a reliable stream of cash flows.

Quick Facts

- One of Canada's largest power income funds with a \$838 million market capitalization
- Portfolio consists of 19 wholly-owned power generation assets located in Canada and the United States and a 50% interest in a power generation asset located in Washington state
- Assets have a total net generating capacity of 1,400 megawatts (MW) and more than four million pounds per hour of thermal energy
- Electricity and steam generated from a combination of natural gas, waste heat, wood waste, water flows, coal and tire-derived fuel
- Units are included in the S&P/TSX Composite Index

Investment Highlights

Large and highly diversified portfolio

- One of the largest power income funds in Canada
- Strong diversification by fuel type, geography and counterparty

Proven track record for generating stable cash flow

- Reliable facilities with high availability rates
- Vast majority of facilities have long-term power purchasing arrangements with creditworthy counterparties
- Ongoing operational improvements

Strong sponsorship and operating expertise

- 30.5% ownership by Capital Power Corporation (TSX:CPX)
 - A growth-oriented North American independent power producer with a vision to be one of North America's most respected, reliable and competitive power generators
 - Corporation has interests in 31 facilities totaling approximately 3,500 MW of generation capacity

Opportunities for growth

- Potential asset purchases from or jointly with Capital Power Corporation
- Third party acquisitions
- Organic expansion and enhancement
- Low risk greenfield development opportunities

Operations Map



Unitholder Information

Trading information

Index inclusion: S&P/TSX Composite Index
 Units outstanding: 54,153,871
 Transfer agent: Computershare Trust Company of Canada
 Ownership advisory: Units may only be held by residents of Canada

Credit and stability ratings

Standard & Poor's: BBB+ (negative) SR-2 (stable)
 DBRS: BBB(high) (negative) STA-2(low)

Cash distributions

- Current annual distribution of \$1.76 per year
- Cash distribution yield of 11.4% (as of Dec 31, 2009)
- Payout ratio of 86% in 2009
- DRIP and Premium DRIP™ programs launched in October, 2009 including a change from quarterly payments to monthly payments
- 2009 tax year: cash distributions of \$1.95 per unit were 62% taxable and 38% return of capital

Cash distributions schedule for Q1-Q2 *

Period	Record dates	Payment dates	Amount
Jan/10	Jan. 29, 2010	Feb. 19, 2010	\$0.1466
Feb/10	Feb. 26, 2010	Mar. 24, 2010	\$0.1466
Mar/10	Mar. 31, 2010	Apr. 23, 2010	\$0.1467
Apr/10	Apr. 30, 2010	May 20, 2010	\$0.1466
May/10	May 31, 2010	Jun. 23, 2010	\$0.1467
Jun/10	Jun. 30, 2010	July 23, 2010	\$0.1467

*Expected dates and distribution amounts for Q1-Q2, 2010. Current annual distribution \$1.76 per year

Analyst Coverage

BMO Capital Markets

Michael McGowan

Canaccord Adams

Bob Hastings

Macquarie Capital Markets Canada

Matthew Akman

National Bank Financial

Patrick Kenny

RBC Capital Markets

Nelson Ng

Scotia Capital

Tony Courtright

Veritas Investment Research Corp.

Darryl McCoubrey

Corporate Officers

Stuart Lee

President & CEO

Tony Scozzafava

Chief Financial Officer

Kate Chisholm

Senior Vice President, General Counsel,
 Corporate Secretary

Peter Johanson

Controller

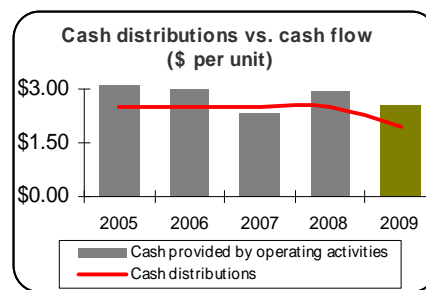
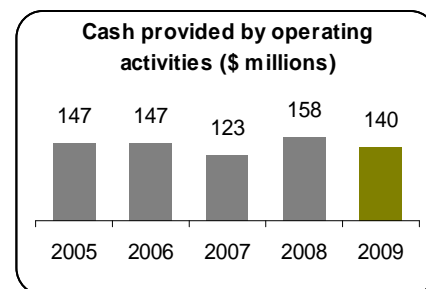
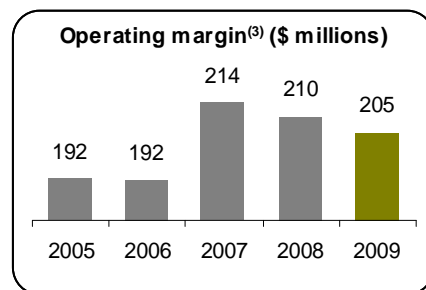
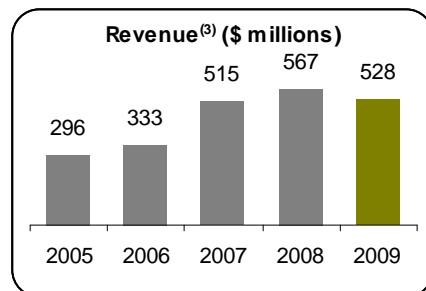
John Patterson

Vice President & Treasurer

Leah Fitzgerald

Assistant Corporate Secretary

Financial Performance^(1,2)



(1) Commencing January 1, 2007, the Partnership adopted new Canadian accounting standards for comprehensive income, equity and financial instruments. The new accounting standards have been applied prospectively and prior periods have not been restated.

(2) Excluding results of the Castleton discontinued operations from 2006 to 2009.

(3) Before fair value changes on foreign exchange and natural gas contracts

For further information:

Investor Relations

10088 102 Ave.

5th Floor

Edmonton, Alberta

Canada T5J 2Z1

Tel: (780) 392-5305

Toll-free: 1-866-896-4636

Fax: (780) 392-5177

E-mail: investor@capitalpower.com

Website: capitalpowerincome.ca